

At the Cégep de Jonquière

In an emergency, I know what to do!

Regardless of the situation :

- Stay calm and vigilant
- Safely stop whatever you are doing
- Ensure your own safety

Depending on the situation, there are two types of evacuation alerts:

- Hearing the alarms through the fire detector and alarm system.
- A verbally or written warning will be given out by an identified person without alarms.

NEW

Be alerted when an emergency event occurs!

Download the ECHO mobile app.!



Subscribe to the Cégep de Jonquière

Adopt the following behaviors :



Evacuation

General Alarm (Continuous ringing)

- If possible, apply the pre-alarm procedure before continuing
- If possible, leave the premises with your personal belongings
- Close doors and windows when leaving the room
- Keep to the right in hallways and stairs
- Leave the pavilion, walking, towards the nearest safe exit
- Avoid retracing your steps
- Do not use elevators
- Go to the gathering point
- Wait for instructions from the authorities before taking any other action, a message will be broadcasted.



911- Emergency
7611- Cégep Security
Cell : 418 547-2191, ext. 7611



Do not sound the fire alarm in the presence of an armed person.
Sound the fire alarm, if your life is threatened, or in all other situations.



**Suspicious objects :
use a landline**

For more information : www.cegepjonquiere.ca/pmu


**The document « Je sais quoi faire! I know what to do! »
is hung near the door in most of the rooms of the Cégep.**




Armed Individual

- Stay calm and vigilant
- Ensure your own safety
- Do not use or trigger a fire alarm

IF YOU SEE ONE OR MORE ARMED OR THREATENING INDIVIDUALS ON THE GROUNDS OR INSIDE THE CÉGEP :

- Take refuge in a safe place.
- Notify Cégep Security as soon as possible so they can begin the hold and lockdown procedure.
- Contact (911). **S.O.S.** 

IF YOU HAVE INFORMATION ON A POTENTIAL THREAT TO THE CÉGEP:

- Contact the Cégep Security, as soon as possible.
- Avoid divulging the information, so as not to create panic. **S.O.S.** 
- Go immediately to a security office so that you are available to answer questions from the person in charge of emergency measures and the police department.

CONFINEMENT AND BARRICADE :

- Stay where you are.
- Be sure to let in everyone in the vicinity.
- Close and lock the door. The door must no longer be opened for any reason until the lockdown is over.
- Close shades and curtains.
- Place large objects in front of the door.
- Turn off the light.
- Squat or lie behind furniture; sit at the foot of a wall or lie on the ground, make sure you are not in front of the door.
- Turn off your cell phone and any other audio device.
- Ignore the sound of the fire alarm system.

IF YOU ARE IN A COMMON SPACE:

- Take refuge in the nearest room.
- If it is impossible for you to access a room, try to hide as best as possible.
- The threat seeks quick and easy targets. Avoid its path and do not attract attention.
- Turn off your cell phone to prevent a ringtone or vibration that may attract the threat's attention.
- When the police arrive near you, raise your hands in the air and listen to their instructions to the letter.
- Do not take any initiative and avoid exposing yourself unnecessarily.
- Don't try to control the threat, unless your life depends on it.

ESCAPE :

- Running away is not recommended unless there is imminent danger to your life. Keep in mind that lockdown remains the safest option.

IF YOU CAN LEAVE :


- Go directly to the closest exit.
- Make as little noise as possible, do not to draw attention to yourself.
- Avoid exposing yourself in front of windows.
- Inform people on your way of the situation.
- If you come across the police, raise your hands in the air so as not to be mistaken for the threat.
- Once outside, go to the Palais des sports. This place has been designated by the Cégep as a gathering point.

IF YOU ARE IN THE PRESENCE OF THE ARMED PERSON :

- Submit.
- Avoid their gaze.
- Keep quiet.
- If you must answer questions, try to speak as calmly as possible.
- Avoid upsetting the individual.

IF YOU ARE OUTSIDE THE CÉGEP :

Get away:

- Do not enter the pavilion
- Take refuge far from the Cégep
- Avoid driving your vehicle
- Notify emergency services **S.O.S.** 

LIFTING OF THE LOCKDOWN :

- Wait for directives from the authorities before taking any other action. Stay where you are until someone in authority identifies themselves and unlocks the door.

Take the information card (**green/red**). It is at the end of the "In case of emergency, I know what to do" document.

If there is one or more injured people in your premises :

- Slide the card on the red side under the door into the corridor without opening the door.

If there are no injuries in your premises :

- Slide the card on the green side under the door into the corridor without opening the door.